











AT	Go	Segment	Notes
4.3		L on Higgins Gulch	Watch Traffic
11.8		Veer up Right	Go through green gate
14.1		L on Gravel Rd	FSR 130
18.6		Straight onto Higgins	(Don't go left here)
18.7		R on forest rd.	Watch for this turn!!
19.6		R on FS 222	Aid STATION
23.6		L on Schoolhouse Gulch Rd.	
27.6		R on Tinton Rd	Watch Traffic
28		L on Roughlock Falls Rd	
33.9		L on US 14A	Watch Traffic
46.7		L on Winterville	
46.8		Veer into bike path then left into finish!	
47.3	Finish	No passing on bike path-Neutral roll to finish!	

There will be an escort out of town, but if you get a late start or behind follow these Cue sheets.

AT	Go	Segment	Notes
0		L onto N. Canyon	City Park
.3		L on Grant St	
.4		Stay Straight	Up through Passion Play
.8		R on St. Joe	
1.1		L on Hill St.	
1.3		R on Harvard Ave	
1.4		L on Jackson Blvd	
1.6		R on Jonas Blvd	
1.9		L on Oliver St	
2.7		Straight through intersection	
2.9		R on Mineral Pl.	
3.4		L on Hillsview Rd.	