




















AT	Go	Segment	Notes
4.3		L on Higgins Gulch	Watch Traffic
11.8		Veer up Right	Go through green gate
14.1		L on Gravel Rd	FSR 130
18.6		Stay R on Higgins Gulch Rd.	
18.7		R on forest rd.	Watch for this turn!!
19.2		at snowmobile trail veer left and down	
19.6		R on FS 222	Aid STATION
23.6		L on Schoolhouse Gulch Rd.	
27.6		R on Tinton Rd	Watch Traffic
28		L on Roughlock Falls Rd	
33.9		L on US 14A	Watch Traffic
46.7		L on Winterville	
46.8		Veer into bike path and left into finish!	
47.3	Finish	No passing on bike path. Neutral roll to finish!	

There will be an escort out of town, but if you get a late start or behind follow these Cue sheets.

AT	Go	Segment	Notes
0		L onto N. Canyon	City Park
.3		L on Grant St	
.4		Stay Straight	Up through Passion Play
.8		R on St. Joe	
1.1		L on Hill St.	
1.3		R on Harvard Ave	
1.4		L on Jackson Blvd	
1.6		R on Jonas Blvd	
1.9		L on Oliver St	
2.7		Straight through intersection	
2.9		R on Mineral Pl.	
3.4		L on Hillsview Rd.	